

ALUMINIUM MADE EASY



Your complete aluminium window, door and glazed lantern roof range.



www.real-aluminium.co.uk

REAL
ALUMINIUM

All stock aluminium products on a **2-week turnaround**

REAL Aluminium fabricates a comprehensive range of aluminium fenestration products for all domestic installations, manufactured using profiles and components held in stock at the dedicated factory in Gloucestershire.

With strong, slim profiles and long-lasting quality materials and finish, REAL Aluminium covers a full suite of aluminium products. That includes: casement windows, bi-folding doors, sliding doors, residential doors, composite doors, and ultra slim glazed roof solutions.

WHY REAL ALUMINIUM? IT'S AS EASY AS CHILD'S PLAY...

- ✓ Easy Pricing
- ✓ Easy Quoting
- ✓ Easy Choices
- ✓ Quick Delivery
- ✓ Quick Quoting



LEAD TIMES ✓

Quoting – 24 hours or immediate via pricing tools

Delivery – 2 weeks*

*From sign off/next delivery date
Astragal bar products and roof vents = 3 weeks
Grey exterior and white interior = 2 weeks
Composite door bespoke colours = 3 weeks

COLOUR OPTIONS ✓

White, Black, Grey, Grey Exterior/White Interior

OUR PROFILES ✓

The REAL Aluminium range of products provide a full solution for any aluminium installation with a choice of contemporary or traditional styles.

Window, residential door and French door options include 'Square', our standard profile-style window or 'Featured', a more traditional profile replicating the ovolo style of a traditional timber window.

For Profile Charts and Assembly Charts of all REAL Aluminium products, visit www.real-aluminium.co.uk

A SERVICE YOU CAN RELY ON ✓

Each and every product within the REAL Aluminium range is manufactured from stocked profile and components. Should there be any requirements for replacements or remakes these can be turned around in 1 week, compared to 3 weeks or more for non-stocked products.



ALUMINIUM...THE FINER CHOICE

Why choose aluminium?

There are a multitude of reasons to choose aluminium. Homeowners are becoming more aware of the benefits of this slimmer and stronger material for their home.

Aluminium - designed and built to last.

Improvements to aesthetics and thermal performance differentiate today's aluminium products from those of the eighties and nineties.

Aluminium is the preferred product of discerning architects...why would discerning homeowners choose anything else? Whatever the taste or style of your home, the REAL Aluminium range offers distinctive styles and designs to suit.

Slimmer profile

The slimmer and stronger aluminium frames increase the ratio of glass to frame therefore letting more light into your home. Clean joints and subtle lines offer a luxurious finish for homeowners to admire.



Typical PVCu

REAL Aluminium

Up to 50%
slimmer
than PVCu

Thermally efficient

The REAL Aluminium range is enhanced with polyamide thermal barrier technology, enabling the windows and doors to exceed the energy performance requirements of current Building Regulations.

Profiles used in all products from the REAL Aluminium range have a very high resistance to heat transfer from the inner face of the frame to the external face of the frame, giving superior thermal efficiency and reduced condensation.

The roof frame is the most thermally efficient in the UK domestic conservatory market.

High strength

Aluminium, by its very nature, is a strong material compared to PVCu and doesn't require additional reinforcements.

The superior strength of aluminium allows for larger arrangements which are only possible with timber or PVCu when using bulky profiles and couplers.

Most PVCu bi-folds can only extend to 750mm-wide sashes; the REAL Aluminium Bi-folding Doors can accommodate 1200mm sashes.

Long-lasting colour

Powder-coated aluminium is one of the most durable finishes available for windows and doors. It won't discolour, rust or peel, giving it a long-lasting, attractive appearance.

All aluminium products from the REAL Aluminium range come with superior guarantees. This guarantee covers the powder-coating against the following faults:

- peeling, powdering and blistering
- corrosion
- chalking, fading and loss of sheen

Refer to the Care & Maintenance Instructions for guarantee exclusions: www.real-aluminium.co.uk



Ease of maintenance

Aluminium is easy to keep looking great and is virtually maintenance free. Modern powder-coating delivers a hard-wearing finish which will last for years.

With occasional cleaning and periodic lubrication of locks and hinges, aluminium windows and doors will look and operate 'as-new' for longer.



Refer to the Care & Maintenance Instructions for details:
www.real-aluminium.co.uk

Better functionality

Aluminium is a durable substance, therefore windows and doors made from aluminium will continue to open and slide smoothly over many years.

Environmentally friendly

Aluminium is infinitely recyclable, and when recycled uses just 5% of the total energy needed to produce frames from scratch.

**Building Regulation compliance,
Window Energy Ratings (WER)
and Door Energy Ratings (DER)**

Compliance with current Building Regulations is a vital part of every installation and can sometimes be complex. Using REAL Aluminium, meeting the requirements of Part L of current UK Building Regulations, is easy as the entire range is compliant when installed with a double-glazed unit with a U Value of 1.2 w/m²k and a solar gain of 0.71 or better that is manufactured using an Edgetech Super Spacer Bar or equivalent.



All REAL Casement Windows achieve an 'A'-rating if the aforementioned glass unit is upgraded to low-iron glass. The thermal efficiency of the REAL Aluminium range can be enhanced further by using higher-performance double-glazed or triple-glazed units.

REAL Aluminium WER, DER & U Values

Glass spec	Double-glazed unit - 28mm/Softcoat/Argon/Superspacer		Triple-glazed unit - 36mm/32mm/Softcoat/Argon/Superspacer	
	Float	Low-iron	Float	Low-iron
Std/Low-iron				
Glass centre pane U-Value	1.2	1.2	0.8 (36mm) 0.9 (32mm)	0.8 (36mm) 0.9 (32mm)
Glass solar gain factor	0.71	0.74	0.62	0.64

Window/Door Product	Double-glazed unit - 28mm/Softcoat/Argon/Superspacer		Triple-glazed unit - 36mm/32mm/Softcoat/Argon/Superspacer	
	WER/DER	U-Value	WER/DER	U-Value
Window System 1	B (-4)	1.6	A (+1)	1.6
Window System 2	B (-3)	1.6	A (+1)	1.6
Window System 5	B (-2)	1.6	A (+2)	1.6
Visofold Bifold Doors	n/a	1.7	n/a	1.7
Visoglide Patio Doors	n/a	1.8	n/a	1.8
Alitherm Plus Doors - open in	E	1.8	E	1.8
Alitherm Plus Doors - open out	E	1.9	E	1.9

Note:

Building control requires doors to satisfy **either** a U Value of 1.8 **or** lower or a DER of E or better. Building control requires windows to satisfy **either** a U Value of 1.6 **or** lower or a WER of C or better.

All REAL Aluminium products when used in conjunction with the glass specifications above satisfy current Building Regulations Part L for refurbishment and new-build applications.

The addition of low-iron glass will not improve U Values but will improve WER/DER rating due to solar gain.

The addition of triple glazing will improve U Values but due to reduced solar gain has limited effect on WER/DER ratings.

**YOUR COMPLETE ALUMINIUM
WINDOW, DOOR AND GLAZED
LANTERN ROOF RANGE.**

Suitable for all property types from traditional cottages to contemporary town houses.



CASEMENT WINDOWS

The REAL Casement Windows range offers ultimate flexibility with numerous combinations of top-hung sashes, side-hung sashes, dummy sashes and fixed lights available that are ideal for residential installations.

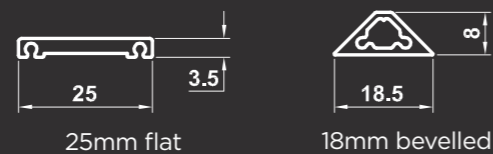
All REAL Aluminium profiles utilise innovative polyamide thermal break technology which creates a barrier between the cold air outside and the warm air inside. This technology significantly reduces thermal transmittance and enhances the overall U Value of a product, allowing REAL Aluminium casement windows to achieve a Window Energy 'A' Rating when used in conjunction with the correct double- or triple-glazed unit.

Choose from two styles available within the REAL Aluminium range: **Square**, our standard style window or **Featured**, a more traditional profile replicating the ovolo style of a traditional timber window. Both options are available internally or externally glazed.



ELEGANT, SLIM SIGHTLINE - Up to 50% slimmer than PVCu

For a truly classic look, why not add Georgian or Astragal bars?




SQUARE - CONTEMPORARY EXCLUSIVE TO REAL ALUMINIUM

The square-edged profile of the 'Contemporary' window provides clean, slim sightlines and a modern finish to any home.

System	Smart Architectural Aluminium - modified 70mm Alitherm 300
Finish	Polyester powder coated
WER	up to A-rating using suitable double-glazed unit
U Value	up to 1.4 w/m ² k using suitable triple-glazed unit
Locking system	Espag locking
Frame depth	70mm
Typical sightline	67mm
SH Max o/a width	700mm
SH Max o/a height	1400mm
TH Max o/a width	1400mm
TH Max o/a height	1300mm
Glazing	28mm double- or triple-glazed or 36mm triple-glazed



Available colours:



FEATURED - CLASSIC-AL EXCLUSIVE TO REAL ALUMINIUM


The elegant sculptured featured profile of a Classic-al window closely resembles the traditional look of timber windows with slimmer sightlines giving an increased glass area, bringing more light into the home.

System options	Smart Architectural Aluminium - modified 70mm Alitherm 300
Finish	Polyester powder coated
WER	up to A-rating using suitable double-glazed unit
U Value	up to 1.4 w/m ² k using suitable triple-glazed unit
Locking system	Espag locking
Frame depth	70mm
Typical sight line	67mm
SH Max o/a width	700mm
SH Max o/a height	1400mm
TH Max o/a width	1400mm
TH Max o/a height	1300mm
Glazing	28mm double- or triple-glazed or 36mm triple-glazed



Available colours:



 Full range of couplers, bay poles and add-ons available from stock

- | | |
|-----------------------|--|
| System options | <ol style="list-style-type: none"> 1 Contemporary frame - flat sash, internally glazed, square bead with dummy sashes 2 Contemporary frame - bevel sash, externally glazed, square bead 5 Classic-al frame - featured sash, externally glazed, bevel bead |
|-----------------------|--|

COMPOSITE DOORS

Transform the beauty of your home with Virtuoso composite doors, brought to you by REAL Aluminium. Combining market-leading designs with modern materials, Virtuoso offers a made-to-measure door that performs as good as it looks, and it's virtually maintenance free too.

Stunning appearance

With 27 door designs to choose from, there's sure to be the right door for your home. And you're not limited by texture with Virtuoso; choose from a traditional realistic woodgrain finish or a ground-breaking aluminium effect to get the best look for your home.

Made for you with Crafted Precision

A perfect combination of cutting-edge precision engineering and a workshop filled with master craftsmen means Virtuoso composite doors have incredible accuracy, stunning detailing and unrivalled quality. Each door is crafted to order, so it's tailor-made for you.

Strong, safe & secure

Virtuoso doors are engineered with security in mind. Each and every door has the best security hardware, and is PAS24 compliant.

Superior thermal & acoustic performance

Virtuoso composite doors improve the efficiency of your home with advanced protection from outside noise and the ultimate thermal technology to retain heat in your home and keep the cold out.

System options	Smart Architectural Aluminium - modified 70mm Alitherm 300 Composite Door - Virtuoso Doors
Finish	Outer frame - Polyester powder coated Door - GRP with either authentic woodgrain or aluminium effect texture
Locking system	Multi-point lock
Door max height	2080mm
Door max width	980mm
Glazing	Double- & Triple-Glazed options available

For full product details refer to the Virtuoso Doors Composite Collection brochure & technical guide



- ✓ Woodgrain or aluminium texture
- ✓ High security
- ✓ Outstanding quality

STYLES


Choose from a variety of styles, colours and decorative glass options to create a distinctively beautiful look for your home. For the full collection of door styles and glass options, please refer to the Virtuoso composite door brochure.



Traditional Cottage Contemporary Stable Doors



French Doors



Virtu-AL

The ultimate collection of aluminium effect composite doors.

Combining the finest qualities of composite doors with the sleek finish of an aluminium entrance door, it is fast becoming the architect's product of choice.

Accessories

A full range of door furniture is available to complement the finishes, including letter boxes, numerals and decorative knockers incorporating spy holes. For handle colour options, see page 20-21.

REAL Aluminium Door Frames

As part of the REAL Aluminium range, the Virtuoso composite door will sit securely within a REAL Aluminium door frame. The aluminium door frame is available in two REAL Aluminium styles which feature on the REAL Aluminium Window pages:

Featured Classic-al



Available colours:



White

Square Contemporary



Available colours:



White



Black



Grey




Grey on White

Colour options

Once you've chosen the style of your door, it's time to choose the colour.

Standard colours



Superior colours



- | | | | |
|----------------|-------------|---------------|-------------|
| 1. Cream | 5. Midnight | 9. Olive | 12. Heather |
| 2. Pebble | 6. Dusk | 10. Buttercup | 13. Plum |
| 3. Silver Grey | 7. Sky Blue | 11. Cherry | 14. Slate |
| 4. Anthracite | 8. Sage | | |

Note: there may be shade variations between the aluminium frame and the composite door due to differing paint processes.

RESIDENTIAL OR FRENCH DOORS

Our elegant, yet strong and durable aluminium residential or French doors enhance the beauty of a home, keep in the warmth and let in more light due to their slim sightlines.



Open out or open in, the REAL Aluminium Residential or French Door is a high-performance product suitable for use in high traffic or exposed areas where a durable and reliable door is required. Available as single or double doors, both with internal beading. Adjustable hinges, colour-matched flat panels and a double seal make the REAL Aluminium Residential Doors a perfect option for any home.

SPECIFICATION



Peace of mind is ensured with the inclusion of an enhanced security multi-point locking system on double doors. Security can be further enhanced with additional shootbolts.

All main sections feature an extended Polyamide thermal break that allows the residential doors from the REAL range to achieve a U Value of 1.8 W/m²K when installed with a suitable double-glazed sealed unit.

System	Smart Architectural Aluminium - Alitherm Plus
U Value	up to 1.6 w/m ² k using a suitable triple-glazed unit
Security	Multi-point locking
Max height	2400mm
Max width	900mm
Max weight	80kg
Glazing	28mm double- or triple-glazed or 36mm triple-glazed 24mm double-glazed units where bevelled astragal bar specified



Available colours:



System options

- 1 Contemporary frame - flat sash, internally glazed, square bead
- 2 Classic-al frame - flat sash, internally glazed, bevel bead

BI-FOLDING DOORS

REAL Aluminium Bi-folding Doors create a true sense of space and light.



The perfect addition to any home, bi-folding doors not only offer slim frame profiles and quality running mechanisms but also enhanced thermal performance.

All profiles feature a polyamide thermal break which enhances the thermal performance of the profile and improves the overall U Value. Profiles feature high-quality EPDM gaskets and weather brushes to aid weather resistance.

REAL Aluminium Bi-folds comply with the requirements of Building Regulations Document L 2010. Security is assured by multi-point lock mechanisms on main opening sashes, and shootbolt locking on floating mullions.

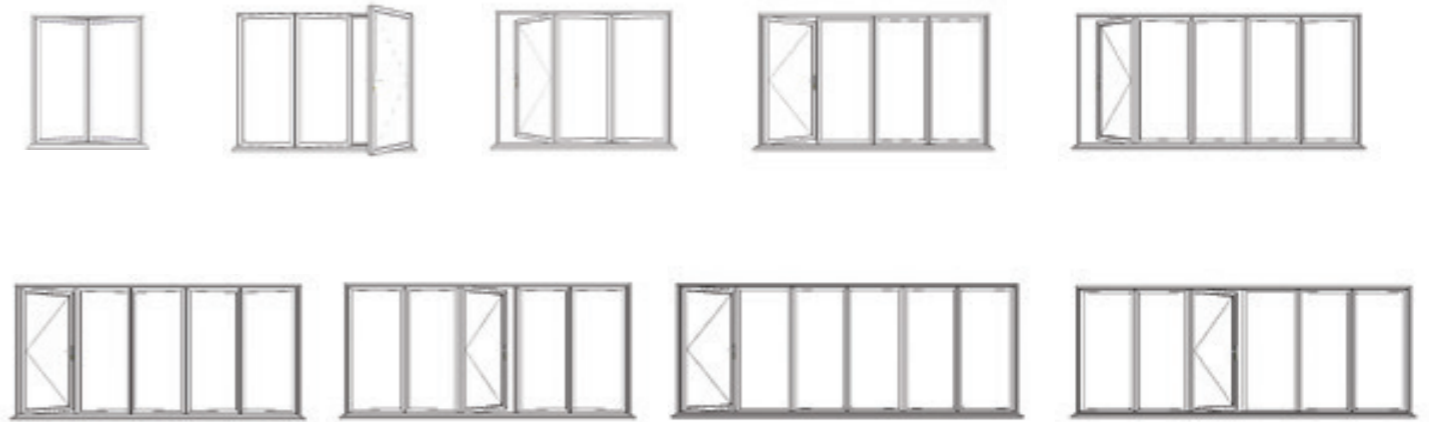
All bi-folding doors within the REAL Aluminium range have the option of either low thresholds for unimpeded, easy access, or rebated thresholds that offer improved weather resistance.



SPECIFICATION

Bi-folding doors offer a choice of opening configurations to suit any application. Choose to fold the sashes internally or externally, place the opening at the side so the sashes all fold one way, at one end, to create a single entrance door for easy access, or in the middle to give the option of a double door.

Configuration examples:



System	Smart Architectural Aluminium - Visofold 1000
Finish	Polyester powder coated
U Value	up to 1.4 w/m ² k using suitable triple-glazed unit
Security tested	PAS 24: 2012 enhanced security-rated doors on a three-pane open-out door
Weather tested	BS 6375 Part 1: 2009
Security	Multi-point locking with shootbolt
Frame depth	70mm
Typical sight line	133mm
Max sash weight	100kg
Max o/a height (per sash)	2500mm
Max o/a width (per sash)	1200mm*
Glazing	28mm double- or triple-glazed or 36mm triple-glazed

*provided sash does not exceed recommended weight limits

Available colours:



System options 1 Contemporary frame - flat sash, internally glazed, square bead

SLIDING DOORS

A REAL Aluminium Sliding Door adds eye-catching impact to the exterior of a home. The outward appearance focuses on stunning glass areas, highlighted by bold aluminium sections styled with clean aesthetic lines that work in harmony with the character of any home.



Delivering optimum performance and tested to the highest standards REAL Aluminium Sliding Doors guarantee reliability. The strong and thermally broken aluminium sections make large sliding doors and large glass areas possible without compromising thermal performance or weather resistance.

Special sliding mechanisms enable even the largest sashes to slide effortlessly, whatever the size. Each sliding panel can be up to 2500mm high and when closed these large sliding doors form a thermally efficient glass facade, a wonderful way to flood a space with light and to enjoy beautiful views.

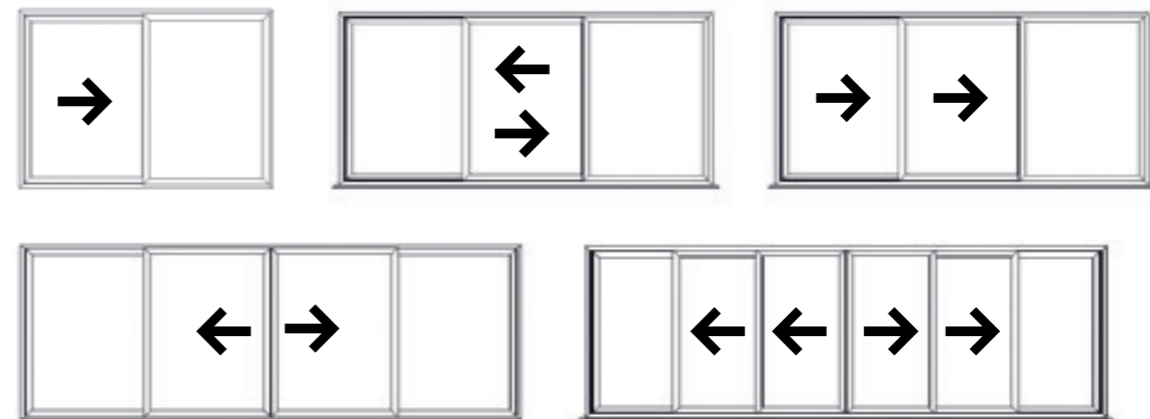
This adaptable system is ideal for use as residential sliding doors that maximise light and give stunning unimpeded views or as sliding commercial entrances where large opening apertures are required. A slim interlock option and flush stacking capability extends views and opens apertures even further.

REAL Aluminium Sliding Door profiles have been designed to improve both strength and weather resistance. All main sections feature an extended Polyamide thermal break that allows the sliding doors from the REAL range to achieve a U Value of 1.8 W/m²K when installed with a standard double-glazed sealed unit.

SPECIFICATION



Configuration examples:



System	Smart Architectural Aluminium - Visoglide Plus
Finish	Polyester powder coated
U Value	up to 1.5 w/m ² k using a suitable triple-glazed unit
Security	Multi-point locking plus individual keeps
Frame depth	99mm or 126mm double track 165.5mm or 182.5mm triple track
Max sash weight	200kg
Max sash height	2500mm
Max sash width	Within above limitations
Glazing	28mm double- or triple-glazed or 36mm triple-glazed
Track	Double or triple dependent on configuration
Standard interlock width	83mm
Slim interlock width	34mm

Available colours:



White Black Grey Grey on White

GLAZED ROOFS

Whether replacing an existing roof or building a new extension, a REAL Aluminium Glazed Roof is a great way to bring natural light into a room.

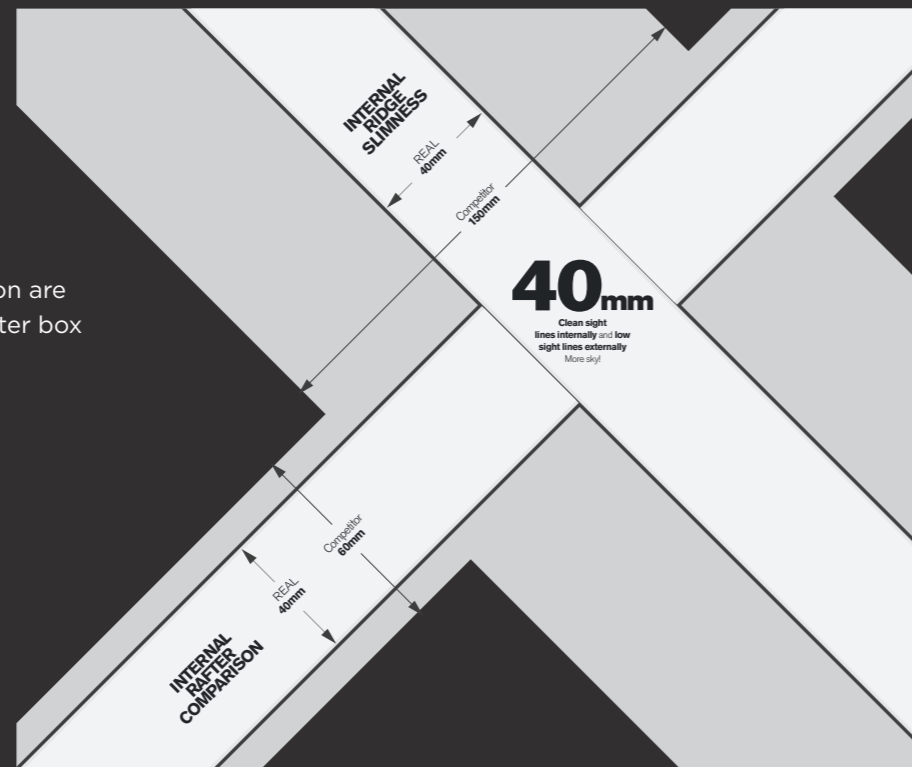


The REAL Aluminium Lantern Roof offers exceptional benefits unmatched by any other roof on the market.

The clean, sharp lines with minimum intrusion are possible thanks to the super-slim 40mm rafter box profile and no boss or hood.

Key benefits

- The UK's most thermally efficient aluminium roof system**
- The UK's strongest roof system**
- Minimalist modern design with ultra-low sightlines
- Ideal for orangeries
- Clean low sightlines externally
- Aluminium external caps



SPECIFICATION



System	REAL Lanterns
Finish	Polyester powder coated
U Value (rafter)	Up to 1.5 w/m ² k (double-glazed) Up to 0.95 w/m ² k (triple-glazed)
Rafter width	40mm
Ridge width	40mm
Roof pitch	25 degrees
Tie bars (dependent on design)	Up to 2500mm wide - no tie bar Up to 3800mm wide - hidden Up to 5000mm - box
Glazing	24mm double or 44mm triple-glazed*

*Roof vents only available on double-glazed roofs

Roof vents

Single roof vents have been designed to match the roof's ultra-slim appearance and are ideally positioned for ventilation.

Double roof vents are more commonly seen on older, traditional conservatories. The roof vent is capable of spanning a width of up to 1600mm. Both roof vents can be supplied with either a manual opener or an electric remote/switch opener.

System	REAL Flat Rooflight
Finish	Polyester powder coated
U Value (glazing & frame)	1.3 w/m ² k (double-glazed)
U Value (glazing)	1.0 w/m ² k (double-glazed)
Glazing	6mm/16mm gas/6mm low e
Minimum Size	400 x 400
Maximum Size	1200 x 2500, 1400 x 2000, 3000 x 1000
Maximum Square Size	1400 x 1400

Available colours:



To retain thermal efficiency and reduce condensation, the roof vent is made up of an aluminium outer frame and PVCu inner frame as standard.

** Independent tests prove REAL Aluminium roofs offer the best thermal and strength performance available in the UK domestic conservatory market. Please note that all information given is for guidance purposes only. It is given in good faith and is correct to the best of our knowledge at the time of printing. Customers should obtain complete copies of standards from relevant authorities.

HANDLES AND ACCESSORIES

Use the reference chart below to discover the perfect set of handles and accessories for your home.

		White	Black	Grey	Graphite	Chrome	Satin Silver	Polished Gold	Stainless Steel	Antique Black
BI-FOLDING DOORS	Lever (straight) handle	✓	✓	✓	✓	✓	✓	✓		
	Intermediate handle	✓	✓	✓						✓
	D handle	✓	✓	✓						✓
	Magnetic catch	✓	✓	✓						✓
	Trickle vents	✓	✓	✓			✓			
SLIDING PATIO DOORS	Long lever handle	✓	✓	✓			✓*			
	Sliding Door D handle	✓	✓	✓			✓			
CASEMENT WINDOWS	Offset handle	✓	✓	✓	✓	✓	✓	✓		
	Monkey tail handle									✓
ENTRANCE & FRENCH DOORS	Lever (straight) handle	✓	✓	✓	✓	✓	✓	✓		
	Lever (swan) handle									✓
	Letterplate (black ABS surround)	✓	✓				✓	✓		
	Letterplate (matching surround)	✓	✓		✓	✓	✓	✓		✓
COMPOSITE DOORS	Lever (straight) handle	✓	✓	✓	✓	✓		✓	✓	✓
	Pull Knob	✓	✓		✓	✓		✓	✓	✓
	D Bar								✓	
	Inline Round Pull Bar								✓	
	Inline Flat Pull Bar								✓	
	Centre Escutcheon								✓	
	Pull Escutcheon	✓	✓			✓		✓	✓	✓
	Letterplate (matching surround)	✓	✓			✓		✓	✓	✓
	Knocker 6" Urn	✓	✓			✓		✓	✓	✓
	Knocker 6" Urn with spyhole	✓	✓			✓		✓	✓	
	Knocker 8" Urn Slimline	✓	✓			✓		✓	✓	
	Lion's Head Knocker	✓	✓			✓		✓	✓	
	Bull Ring Knocker									✓
	Numerals 0-9							✓		

A range of locking cylinders are available to give enhanced security. Please speak to your REAL Retailer for details.

*silver anodised SAA

LOCKS

REAL Aluminium doors that have more than one lock will only require one key to operate all of them (this is called 'keyed alike'). Separate doors will have unique keys unless specified. When specifying a high-security key system (3 Star System), all keys will be unique. For further details, please speak to your REAL Retailer.



Antique black range



Other aluminium products and colours are available from REAL Aluminium

REAL Aluminium holds a stock range which is available on an industry-leading lead time. Other aluminium products and colour options are available to buy from REAL Aluminium on standard aluminium lead times (6-8 weeks).




Customade Group is the UK's largest manufacturer of PVCu and aluminium windows and doors, composite doors, aluminium glazed roof products, sealed glass units and specialist glazing.



As a leading fabricator of Smart Architectural Aluminium, REAL Aluminium and its sister companies, Atlas Glazed Roof Solutions and Virtuoso Doors, are experts in fabricating high-end fenestration products for the trade.



- ✓ Easy Pricing
- ✓ Easy Quoting
- ✓ Easy Choices
- ✓ Quick Delivery
- ✓ Quick Quoting



REAL
ALUMINIUM

www.real-aluminium.co.uk